

# SR-D8

Active Line Array Speaker System



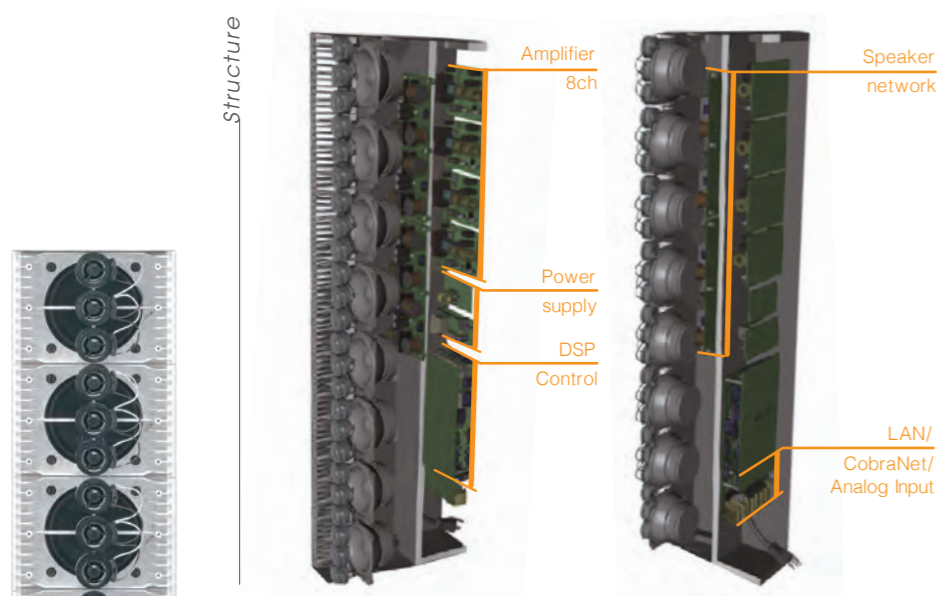
**DSP Beam Steering with instant simulation and high-speed communication allowing reduced time in design and acoustic performance.**

# Optimal Parameter Settings Produce Clear Sound

TOA brought together its proprietary line array technology and digital signal processing (DSP) technology in developing the SR-D8 active line array speaker. As well as processing both analog and digital audio input, this innovative speaker harnesses 8 built-in digital amplifiers to project sound waves to targeted areas with greater precision than is possible with conventional speakers. By digitally shaping the width and angle of acoustic beams, it can steer sound precisely to desired areas without requiring a change of installation location. This feature makes it well suited for use in venues where structural or design considerations make it hard to move speakers about or where unwanted reverberation must be kept to a minimum.



## Features and Benefits



**A maximum** total of 16 speakers (in up to four stacks) can be controlled as a single unit via GUI-operated software.

**The GUI software** provides control of all functions, including mixing, digital signal processing, and simulations.

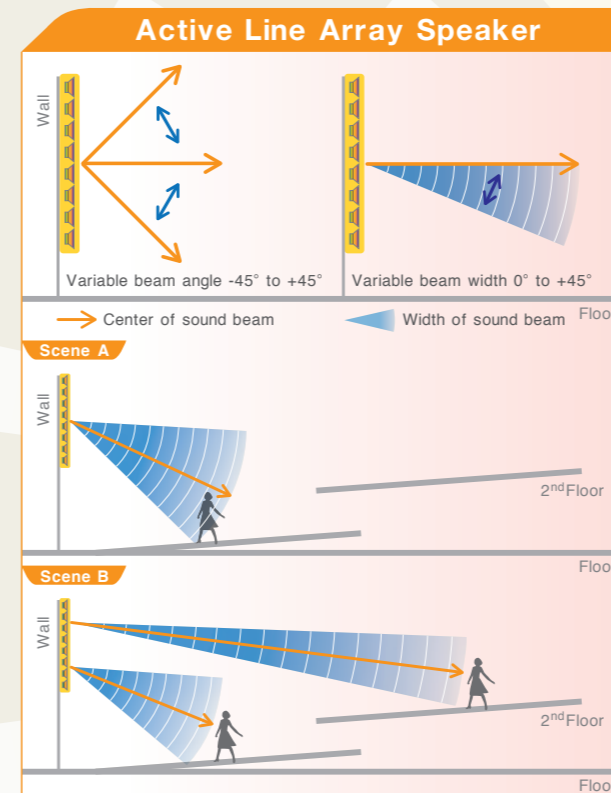
**The intuitive** control software enables instant simulations that—coupled with exceptionally high communication speeds—drastically reduce the time required for designing systems and tuning their acoustic performance. Users can immediately see and hear the results of changing the parameter settings.

**The speaker** comes with a wealth of DSP functions, including gain, mute, compression, delay, auto-mixing, high/low pass filters, high/low shelving filters, and a notch filter.

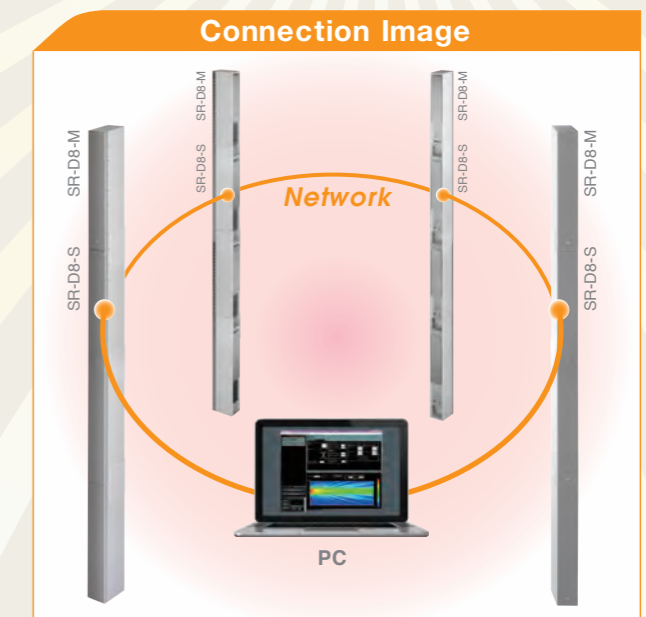
**Equipped with** two analog audio input terminals and four digital audio input terminals for CobraNet connection, the speaker supports 6 x 2 matrix mixing. Using the Auto-mix function—which can be set for each input—enables users to prioritize selected inputs for broadcasting.

**Users can** switch from one preset to another, either directly, using the GUI interface, or remotely, using a web browser and the control unit's Ethernet connection.

**Amplifier modules** are constantly monitored for excess temperature and current.



Vertical beam width is adjustable by increments of 1° within a range of 45°, while the vertical beam steering angle is adjustable from -45° to +45° in increments of 1°. When targeting two separate areas at the same time, sufficient coverage can be achieved by splitting the beam into two directions and adjusting the width and vertical angle of each beam. Such beam splitting is especially effective when simultaneously covering both floor and balcony seating. By calculating the various parameters of steering settings from parameters such as speaker setting and audience setting, users can make the system automatically set the angle and width of the beam so that it goes precisely in the direction of the set audience location.



Up to three SR-D8-S sub speakers can be connected to one SR-D8-M main speaker to produce a line array. This maximum four-unit configuration is referred to as one stack. Up to 16 speakers (in four stacks) can be controlled from a single PC by connecting the four main speakers to a LAN.

## Unique GUI software for designing a perfect matching acoustic field

Adjusting mixing and DSP parameter settings, running simulations, and communicating—all can be done through the same GUI interface. The highly intuitive GUI enables quick and easy adjustment of settings, with a simulated graph of the sound pressure distribution providing a visual check of coverage areas according to the settings. The simulation function—along with the exceptionally high communication speeds—allows users to immediately see and hear the results of changing the parameter settings.



Main screen of the GUI control software



Active Line Array Speaker

### System Tree View

Speakers and stacks are shown in this window in a tree configuration.

### System Configuration View

This window displays CobraNet routing and Grouping Settings.

### Operation View

Selecting a stack or a speaker in the System Tree view—or selecting CobraNet Routing or Grouping Setting in the System Configuration view—allows users to access a view depicting the status of the system and settings.

### Contents View

Through this window, users can precisely adjust settings for each function selected in the Operation window.

### Preset View

Users can display presets of settings by their allocated number or name; load presets onto speakers; or store settings on speakers using their preset numbers.

### Mixer View

As well as displaying the input level for each input channel, this window allows users to set functions such as auto-mix (for gating or ducking), fader, and 6 x 2 matrix. The fader can also be set independently for each output channel, with a view provided of the mixing output level.

### DSP View

Users can adjust a number of signal processing functions independently for each speaker, including settings for muting, gain adjustment, high- and low-pass filters, and compressors.

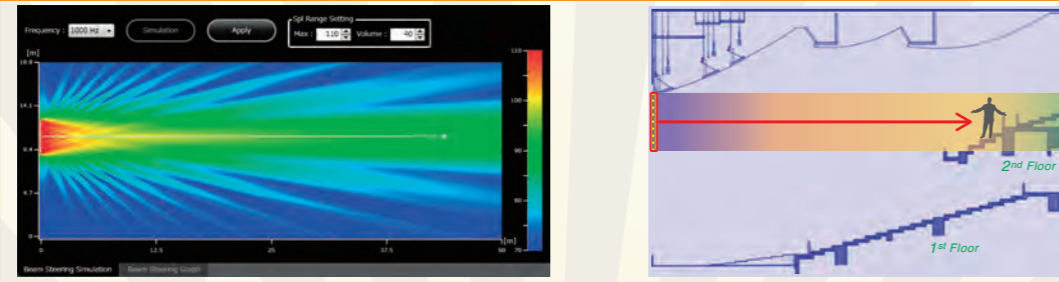
### Beam Steering View

By setting parameters such as speaker location, audience position, and beam angle and width, users can control the vertical steering angle of sound beams projected from a speaker. Users can also see an instant visual simulation of how changes to the settings affect the steering of the beams.

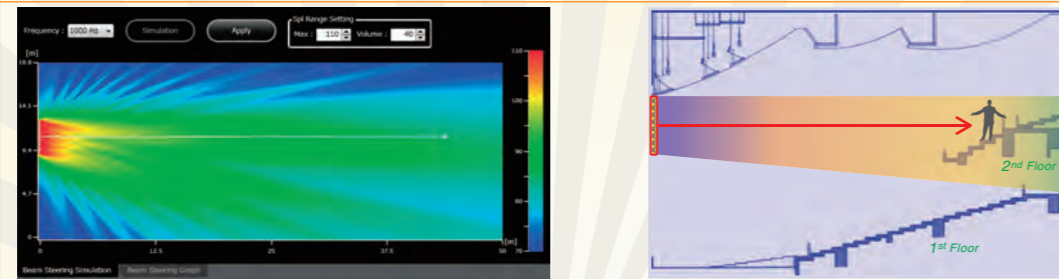
## Beam Steering Simulation

The simulated images below are for illustrative purposes only.

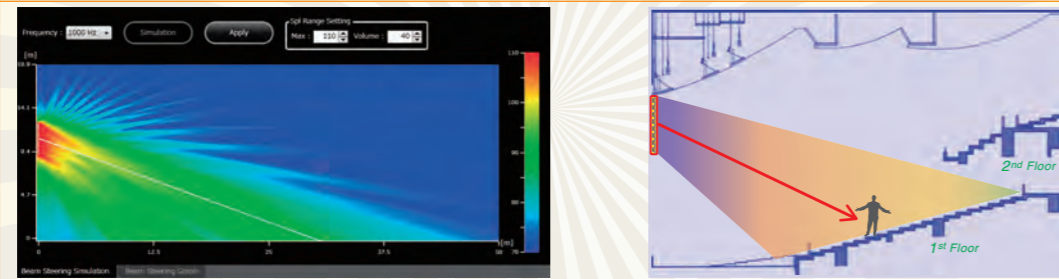
### a. Beam width: 0°/Beam angle: 0°



### b. Beam width: 30°/Beam angle: 0°

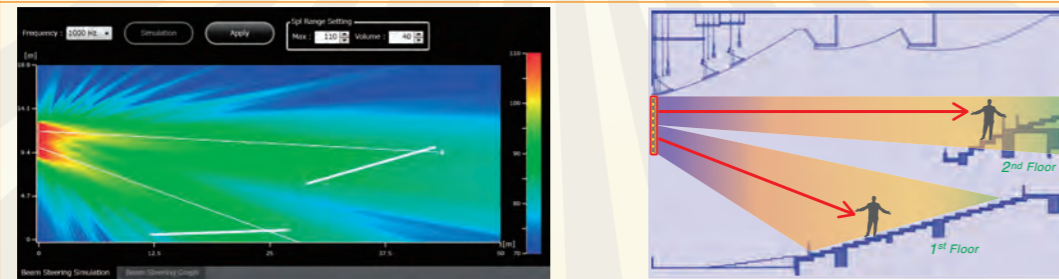


### c. Beam width: 30°/Beam angle: -20°



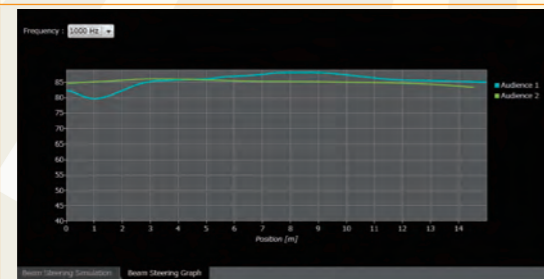
### d. Beam split in two directions

Beam splitting point: At the center point of all the transducers in a single stack.



### e. Beam Steering Graph

The Beam Steering Simulation view graphically displays the sound pressure distribution to the audience.



\*0 dB = 0.775V

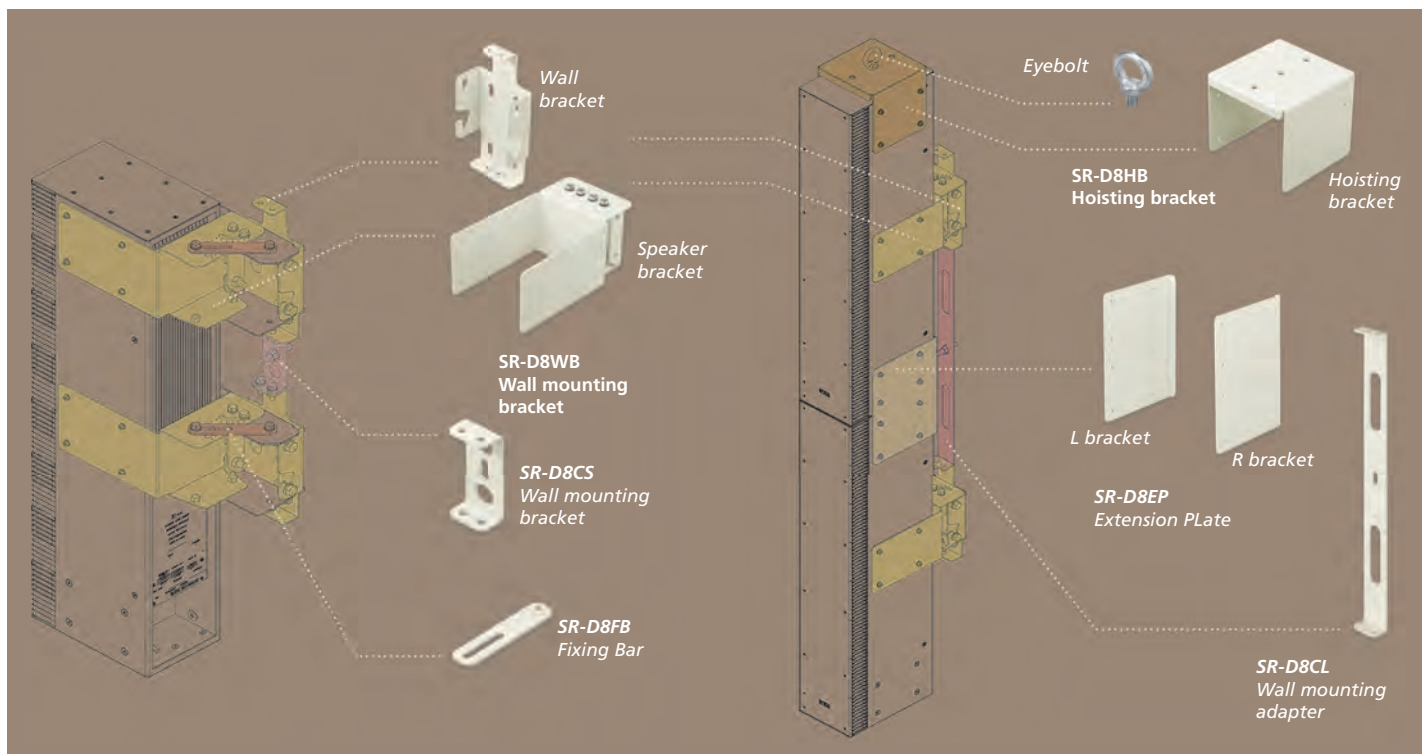
Main speaker		SR-D8-M	
Power Source	220-240 V AC, 50/60 Hz		
Power Consumption	315 W (Rated output), 72 W (Based on EN Standards)		
Frequency Response	130 Hz - 20 kHz		
S/N Ratio	100 dB or more (A-weighted), DSP+Amplifier		
Coverage	Horizontal	90°	
	Vertical Beam Width	Up to 45°	
	Vertical Beam Angle	±45° (Adjustable by using the supplied SR-D8 setting software)	
Amplification System	Class D, 8 channels		
Speaker Component	Low frequency: 10 cm cone-type x 8 High frequency: 2.5 cm balanced dome-type x 24		
Output	30 W, 1 channel (1% THD+N)		
Maximum SPL	Max. 93 dB SPL (A-weighted, pink noise, 30 m)		
Line Input	2 analog audio inputs, +4 dB*, 10 k ohms, electronically-balanced, Removable terminal block (3 P)		
Sampling Frequency	48 kHz		
Network I/F	Audio	CobraNet	100BASE-TX, PRIMARY/SECONDARY 2 system
	Control	LAN	TCP/IP, 100BASE-TX 1 system RJ45 receptacle (etherCON: NEUTRIK)
Communication between Main and Sub Units	Connection cable	Shielded twisted pair (STP) CAT5 or higher LAN cable To be connected via the specified switching hub	
	Max. distance	100 m (connected via a switching hub)	
	* This network should be completely independent of other LAN.		
Signal Processing	Connection cable	Shielded twisted pair (STP) CAT5 or higher LAN cable	
	Control	LAN	TCP/IP, 100BASE-TX 1 system RJ45 receptacle (etherCON: NEUTRIK)
Signal Processing	Connection cable	Shielded twisted pair (STP) CAT5 or higher LAN cable	
	Control	LAN	TCP/IP, 100BASE-TX 1 system (auto-negotiation) RJ45 receptacle (etherCON: NEUTRIK)
Signal Processing	Connection cable	Shielded twisted pair (STP) CAT5 or higher LAN cable To be connected via the specified switching hub	
	Max. distance	100 m (connected via a switching hub)	
Signal Processing	Connection cable	TOA original digital audio transmission RJ45 receptacle (etherCON: NEUTRIK)	
	Max. distance	100 m (connected via a switching hub)	
Signal Processing	Connection cable	TOA original digital audio transmission RJ45 receptacle (etherCON: NEUTRIK)	
	Max. distance	100 m (connected via a switching hub)	
Signal Processing	Connection cable	Shielded twisted pair (STP) CAT5 or higher LAN cable	
Finish	Enclosure: MDF, white, paint Front grille: Punched steel plate, white, acrylic paint		
Dimensions	160 (W) x 895 (H) x 255 (D) mm		
Weight	21 kg		
Accessory	Power supply cord (2 m) x 1, Removable terminal plug (3 P) x 2, Removable terminal plug (2 P) x 1, CD-ROM (setting software) x 1		

Sub speaker		SR-D8-S	
Power Source	220-240 V AC, 50/60 Hz		
Power Consumption	310 W (Rated output), 72 W (Based on EN Standards)		
Frequency Response	130 Hz - 20 kHz		
S/N Ratio	100 dB or more (A-weighted), DSP+Amplifier		
Coverage	Horizontal	90°	
	Vertical Beam Width	Up to 45°	
	Vertical Beam Angle	±45° (Adjustable by using the supplied SR-D8 setting software)	
Amplification System	Class D, 8 channels		
Speaker Component	Low frequency: 10 cm cone-type x 8 High frequency: 2.5 cm balanced dome-type x 24		
Output	30 W, 1 channel (1% THD+N)		
Maximum SPL	Max. 93 dB SPL (A-weighted, pink noise, 30 m)		
Line Input	—		
Sampling Frequency	48 kHz		
Network I/F	Audio	—	
	Control	LAN	TCP/IP, 100BASE-TX 1 system (auto-negotiation) RJ45 receptacle (etherCON: NEUTRIK)
Communication between Main and Sub Units	Connection cable	Shielded twisted pair (STP) CAT5 or higher LAN cable To be connected via the specified switching hub	
	Max. distance	100 m (connected via a switching hub)	
	* This network should be completely independent of other LAN.		
Signal Processing	Connection cable	Shielded twisted pair (STP) CAT5 or higher LAN cable	
	Control	LAN	TCP/IP, 100BASE-TX 1 system (auto-negotiation) RJ45 receptacle (etherCON: NEUTRIK)
Signal Processing	Connection cable	Shielded twisted pair (STP) CAT5 or higher LAN cable To be connected via the specified switching hub	
	Max. distance	100 m (connected via a switching hub)	
Signal Processing	Connection cable	TOA original digital audio transmission RJ45 receptacle (etherCON: NEUTRIK)	
	Max. distance	100 m (connected via a switching hub)	
Signal Processing	Connection cable	TOA original digital audio transmission RJ45 receptacle (etherCON: NEUTRIK)	
	Max. distance	100 m (connected via a switching hub)	
Signal Processing	Connection cable	Shielded twisted pair (STP) CAT5 or higher LAN cable	
Finish	Enclosure: MDF, white, paint Front grille: Punched steel plate, white, acrylic paint		
Dimensions	160 (W) x 895 (H) x 255 (D) mm		
Weight	21 kg		
Accessory	Power supply cord (2 m) x 1, Removable terminal plug (3 P) x 1, Removable terminal plug (2 P) x 1		

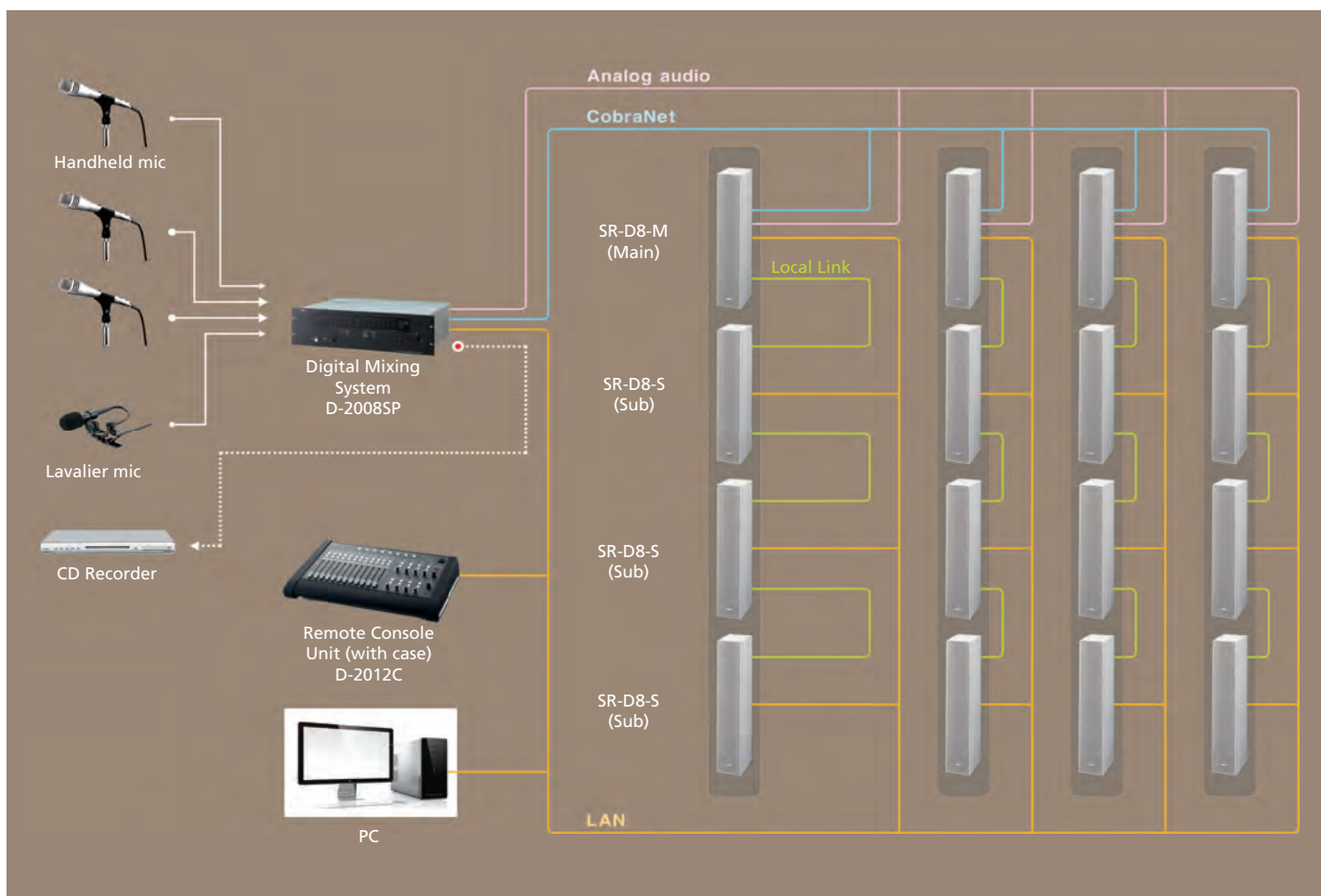
\* CobraNet is a registered trademark of Cirrus Logic Corporation.

\* etherCON is a registered trademark of NEUTRIK Corporation.

## Optional Accessories



## System example



\* In this case, either analog audio or CobraNet will be used.

**TOA Electronics Europe GmbH**  
www.toa.eu

Specifications are subject to change without notice.

Printed in Germany (1501) 8335242890