




# LINE ARRAY SPEAKER SYSTEMS



***High quality sound reinforcement equipment for demanding environments.***

# Versatile operational and installation features



## Type S Series Main Features

### Driver complement

Both speaker types are 2-way line array speakers, each containing 32 speaker elements—8 x 10cm woofers and 24 high frequency drivers. Driver units are installed vertically and with minimal space between units in order to create a continuous linear sound source. This enables delivering a uniform sound pressure that resists attenuation with distance.

### Sound dispersion characteristics

The SR-S4L speaker features a linear design tailored for distance sound transmission applications and the SR-S4S features a gently curved line designed for a 10° vertical coverage area which offers ideal sound coverage over a shorter distance.

### Directed sound dispersion

Type S Series speakers limit vertical sound dispersion in order to focus directivity at the targeted listening area.

### Multi-speaker array-configurable

Both systems can be combined to realize a versatile speaker array that performs equally well in terms of sound coverage and dispersion over short and long distances. Less difference in sound level is perceived whether close to or somewhat distant from the speakers, providing a uniform response. Individual speaker systems of each type can be assembled together as multiple configurations, acting as longer sound sources that can deliver greater output as well as project the sound a greater distance.

### Reflection-free

The speakers' construction and characteristics make them resist floor- and ceiling-originating reflections, enhancing clarity even in reverberant spaces and other problem environments.

### Feedback-resistant

The design of the speakers also makes them highly resistant to annoying feedback because volume levels are not extraordinarily high even close to the speakers and makes setting gain levels easier.

### Biamp or single amp drive

Factory-set for single amplifier driving, the Type S series speakers can simply be set for biamping by making a simple internal wiring change. For optimal biamping, a digital signal processor can be employed to set crossover frequency points.

### High impedance-compatible

The speaker can also be conveniently set for high-impedance applications by using the optional MT-S0601 matching transformer. This option is only possible when driving the speaker with a single amplifier.



SR-S4L/SR-S4LWP



SR-S4S/SR-S4SWP



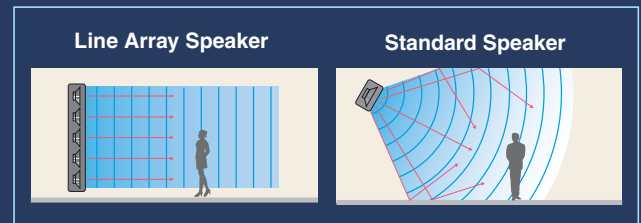
# Enhance sound reinforcement applications.

**A**mong TOA's wide range of sound reinforcement products, Line Array Speaker Systems play an important role in providing high quality audio for medium sized venues that can range from houses of worship, gymnasiums, to various sports facilities and other problematic environments.

TOA Line Array Speaker Systems are designed to perform optimally with ideal sound dispersion characteristics in spaces that pose difficulties for more conventional speaker systems. Available in different configurations and with a wide range of mounting possibilities to suit particular requirements precisely, these slim tower-configured speakers and modular speaker systems offer perfect solutions for difficult sound reinforcement problems that require effective coverage.

**T**OA Line Array Speaker Systems are designed for permanent installations and are available in slim, tower-configured types, the SR-S4L and SR-S4S (Type S).

For installations where greater sound output with a wider frequency response are required, the modular SR-A12L, the SR-A12S and a companion SR-A18B (Type A) low frequency module can be utilized. A wide range of mounting brackets enables flexible speaker mounting options for the best sound coverage characteristics.



# enhance sound reinforcement applications.

## Type A Series Main Features

### Wide frequency range

Offering greater output levels with wider frequency response, the SR-A12 modular speaker units are compact but powerful 2-way configurations.

### Drive complement

Each speaker features a 12" woofer and a high-frequency horn that is connected to 2 high-performance compression drivers. TOA's horn features a proprietary phase wave front control throat that realizes the best performance from the compression drivers. Each speaker is loaded with two high-performance compression drivers to achieve greater output.

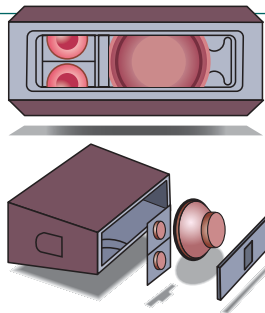
### Sound coverage options

Type A Series includes one speaker configuration with a 5-degree taper specifically designed to transmit sound over distance as well as a 15-degree taper configuration which provides greater short range coverage. Both configurations may be combined as required to achieve uniform sound coverage in various environments.

### Easy maintenance and servicing

Keeping operational requirements in mind, TOA has made it possible to quickly replace the low frequency driver as well as the high frequency driver from the rear of the enclosure.

In a permanent installation, ease of service and maintenance are important points to consider.



### Ideal for permanent installations

Type A Series are capable of high-quality sound with ideal coverage and dispersion characteristics in environments that used to pose severe difficulties for permanent installations, especially when high fidelity sound is desired.



SR-A12L/SR-A12LWP



SR-A12S/SR-A12SWP

## SPECIFICATIONS

	SR-S4L	SR-S4LWP	SR-S4S	SR-S4SWP
<b>Enclosure</b>	Bass-reflex type	Sealed type	Bass-reflex type	Sealed type
<b>Power Handling Capacity</b>	Continuous program: 600W			
<b>Rated Impedance</b>	8Ω			
<b>Sensitivity</b>	94dB (1W, 1m)		93dB (1W, 1m)	
<b>Frequency Response</b>	70 – 20,000Hz (when using the optional DP-0206 Digital processor)			
<b>Crossover Frequency</b>	3,500Hz			
<b>Directivity Angle</b>	Horizontal: 90° Vertical: 0° (within the range of speaker height)		Horizontal: 90° Vertical: 10°	
<b>Speaker Component</b>	Low frequency: 10cm cone-type × 8 High frequency: 2.5cm balanced dome-type × 24			
<b>Input Connector</b>	M5 screw terminal, distance between barriers: 12.2mm and Neutrik NL4MP x 2	—	M5 screw terminal, distance between barriers: 12.2mm and Neutrik NL4MP x 2	—
<b>Connected Cable</b>	—	Direct cable withdrawal from internal speaker: ø8.6mm, conductor cross section: 1.25mm², 4-core cable, 3m	—	Direct cable withdrawal from internal speaker: ø8.6mm, conductor cross section: 1.25mm², 4-core cable, 3m
<b>Water Protection</b>	—	IPX4	—	IPX4
<b>Finish</b>	<b>Enclosure:</b> MDF, white, paint <b>Front grill:</b> Punched steel plate, white, acrylic paint	Plywood, white, urethane coating Punched stainless steel (SUS304), white, paint	MDF, white, paint Punched steel plate, white, acrylic paint	Plywood, white, urethane coating Punched stainless steel (SUS304), white, paint
<b>Dimensions</b>	160 (W) × 895 (H) × 255 (D)mm		160 (W) × 892 (H) × 303 (D)mm	
<b>Weight</b>	16kg			
<b>Accessory</b>	Bi-amplifier drive rating label × 1, Bi-amplifier drive input indication label × 1			
<b>Option</b>	Matching transformer: MT-S0601, Extension plate: SR-EP4, Flying bracket: SR-FB4, Wall mounting bracket: SR-WB4, Wall tilt bracket: SR-TB4, Stand adapter: SR-SA4, Protection pad: SR-PP4, Floor stand: SR-FS4, Digital processor: DP-0206	Matching transformer: MT-S0601, Extension plate: SR-EP4WP, Wall tilt bracket: SR-TB4WP, Wall mounting bracket: SR-WB4WP, Protection pad: SR-PP4, Digital processor: DP-0206	Matching transformer: MT-S0601, Extension plate: SR-EP4, Flying bracket: SR-FB4, Wall tilt bracket: SR-TB4, Stand adapter: SR-SA4, Protection pad: SR-PP4, Digital processor: DP-0206	Matching transformer: MT-S0601, Extension plate: SR-EP4WP, Wall tilt bracket: SR-TB4WP, Protection pad: SR-PP4, Digital processor: DP-0206

	SR-A12L	SR-A12LWP	SR-A12S	SR-A12SWP
<b>Enclosure</b>	Bass-reflex type			
<b>Power Handling Capacity</b>	Continuous program: Low frequency; 450W, High frequency; 180W			
<b>Rated Impedance</b>	Low frequency; 8Ω, High frequency; 16Ω			
<b>Sensitivity</b>	Low frequency; 98dB (1W, 1m), High frequency; 110dB (1W, 1m)		Low frequency; 98dB (1W, 1m), High frequency; 109dB (1W, 1m)	
<b>Frequency Response</b>	50 – 20,000Hz (when using the optional DP-0206 Digital processor)			
<b>Crossover Frequency</b>	1,000Hz (when using the optional DP-0206 Digital processor)			
<b>Directivity Angle</b>	Horizontal: 90° Vertical: 5°		Horizontal: 90° Vertical: 15°	
<b>Speaker Component</b>	Low frequency: 30cm cone-type High frequency: Wave front control horn 90° (horizontal) × 5° (vertical) + compression driver × 2		Low frequency: 30cm cone-type High frequency: Wave front control horn 90° (horizontal) × 15° (vertical) + compression driver × 2	
<b>Input Connector</b>	M5 screw terminal, distance between barriers: 12.2mm and Neutrik NL4MP x 2	—	M5 screw terminal, distance between barriers: 12.2mm and Neutrik NL4MP x 2	—
<b>Connected Cable</b>	—	Direct cable withdrawal from internal speaker: ø8.6mm, conductor cross section: 1.25mm², 4-core cable, 3m	—	Direct cable withdrawal from internal speaker: ø8.6mm, conductor cross section: 1.25mm², 4-core cable, 3m
<b>Water Protection</b>	—	IPX4	—	IPX4
<b>Finish</b>	<b>Enclosure:</b> Plywood, black, paint <b>Front grill:</b> Punched steel plate, black, acrylic paint	Plywood, black, urethane coating Punched stainless steel (SUS304), black, paint	Plywood, black, paint Punched steel plate, black, acrylic paint	Plywood, black, urethane coating Punched stainless steel (SUS304), black, paint
<b>Dimensions</b>	740 (W) × 433 (H) × 469 (D)mm		740 (W) × 433 (H) × 467 (D)mm	
<b>Weight</b>	49kg (including accessories)	51kg (including accessories)	47kg (including accessories)	48kg (including accessories)
<b>Accessory</b>	Joint plate × 2, Joint plate mounting bolt (M10) × 16			
<b>Option</b>	Rigging frame: SR-RF12, Digital processor: DP-0206	Rigging frame: SR-RF12WP, Digital processor: DP-0206	Rigging frame: SR-RF12, Digital processor: DP-0206	Rigging frame: SR-RF12WP, Digital processor: DP-0206

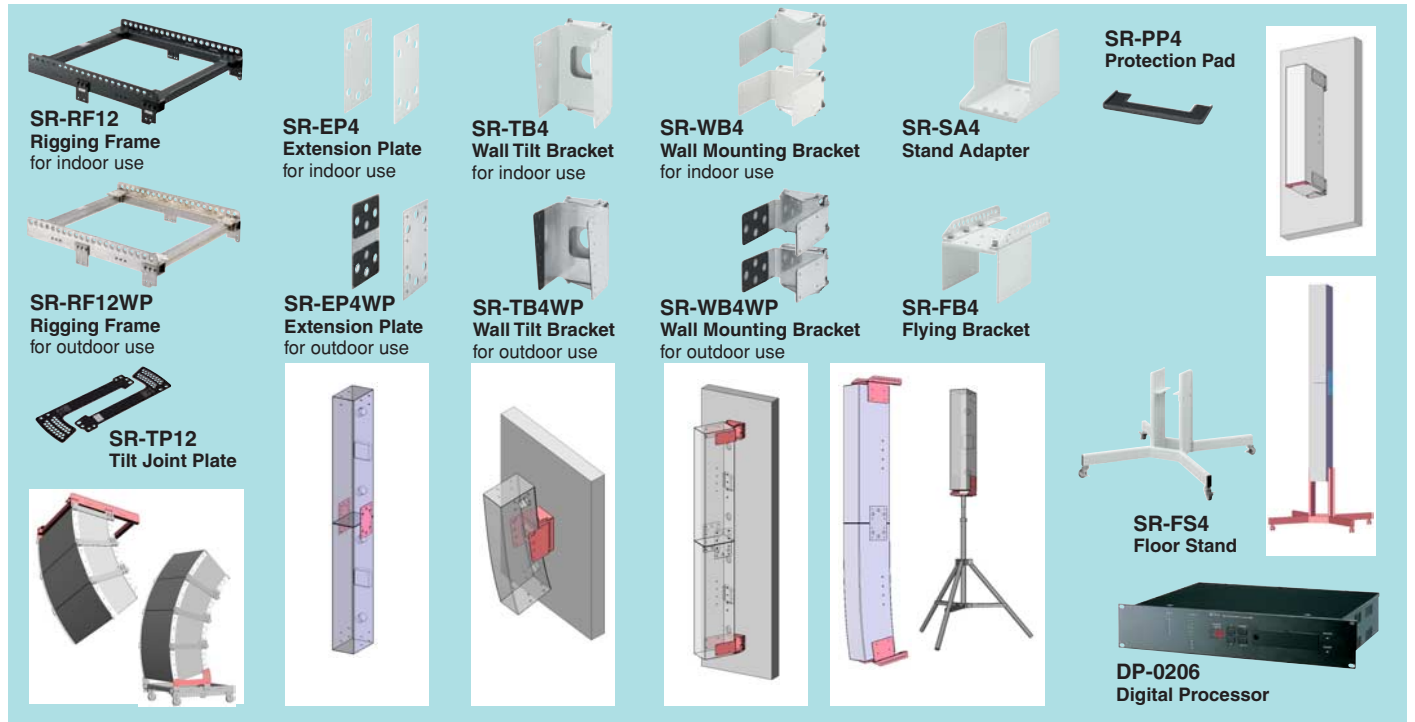
## Sub-Woofer SR-A18B

<b>Enclosure</b>	Bass-reflex type
<b>Power Handling Capacity</b>	Continuous program: 720W
<b>Rated Impedance</b>	8Ω
<b>Sensitivity</b>	95dB (1W, 1m)
<b>Frequency Response</b>	40 – 400Hz (when using the optional DP-0206 Digital processor)
<b>Crossover Frequency</b>	80Hz (when using the optional DP-0206 Digital processor)
<b>Speaker Component</b>	46cm cone-type
<b>Input Connector</b>	M5 screw terminal, distance between barriers: 12.2mm and Neutrik NL4MP x 2
<b>Finish</b>	<b>Enclosure:</b> Plywood black, paint <b>Front grill:</b> Punched steel plate, black, acrylic paint
<b>Dimensions</b>	740 (W) × 573 (H) × 698 (D)mm
<b>Weight</b>	66kg (including accessories)
<b>Accessory</b>	Joint plate × 2, Joint plate mounting bolt (M10) × 16


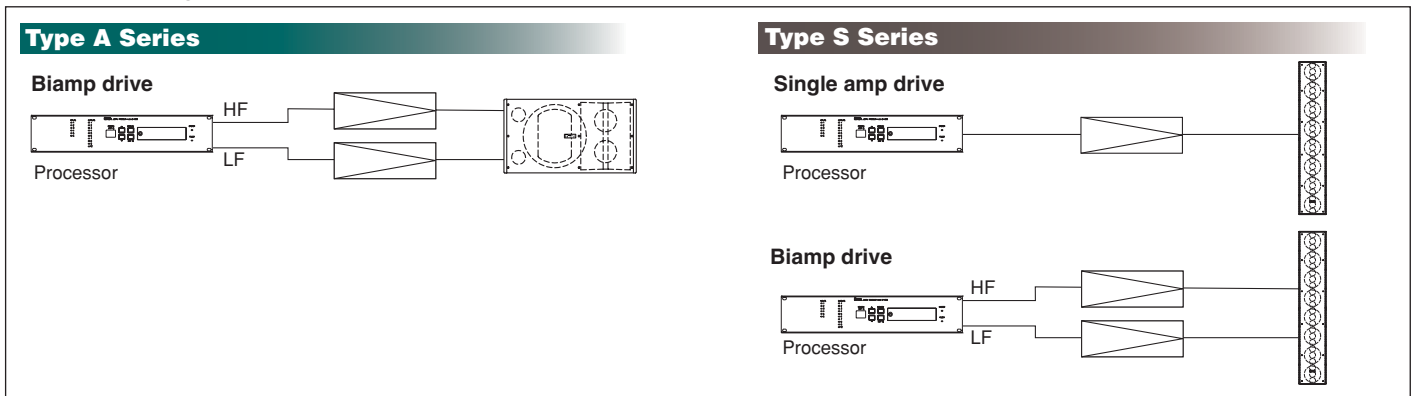




## Optional Accessories



## Connection Diagrams



Human society with  
Sound & Communication

TOA Corporation

[www.toa.jp](http://www.toa.jp)

Specifications are subject to change without notice.  
Printed in Japan (0702) 833-52-326-6B u